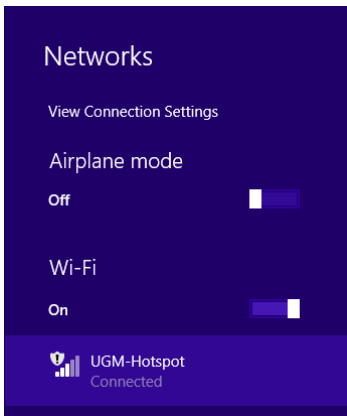
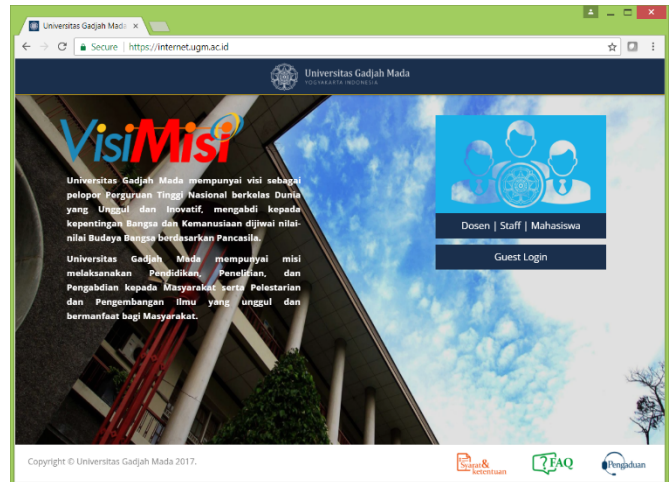


How to use internet in UGM

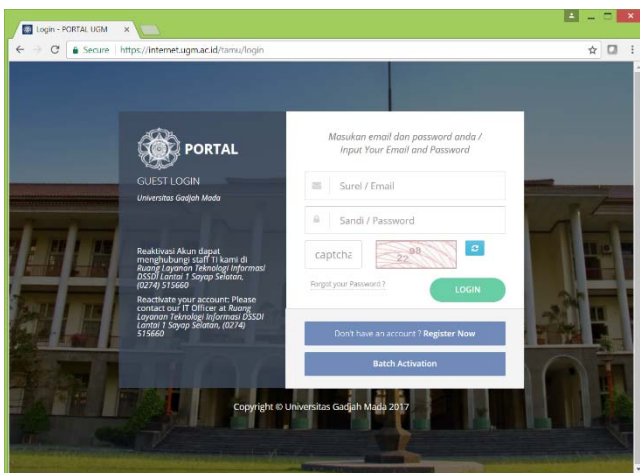
1. Connect to UGM Hotspot, after connecting the browser will automatically open the login form



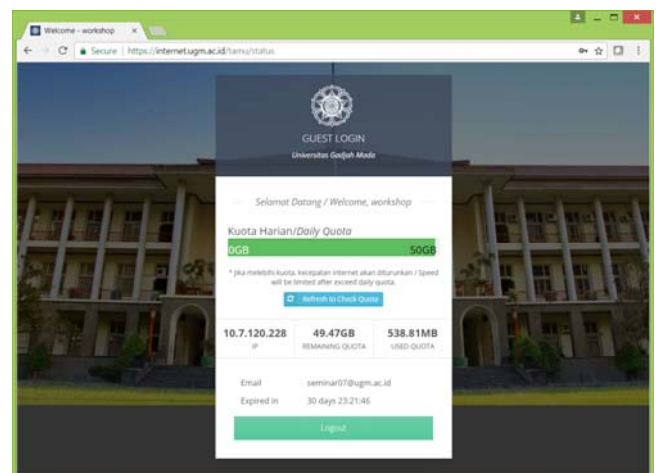
2. If not directly open internet browser, open the browser and type **internet.ugm.ac.id** (figure bellow)



3. Chose the "Guest Login" button, and it will appear the guest login (figure bellow)



4. Once succeed, it will appear the status (figure bellow)



Fillin the login form with:

Surel/Email: **seminar07@ugm.ac.id**

Sandi/Password: **feb082018**

Captcha: **(type the number appeared on the login form)**

5. Sometime (not always) when your device idle for a long time, it would sometime be required to login again. For assistance please contact our staff.